

View From Downslope




View in Courtyard



Material Overview


This project embraces traditional West Coast cladding materials and proposes beveled Hardie siding along the facade of the buildings as a reference to the traditional wood siding of many surrounding existing residences while also providing the durability and longevity of a cement board panel. The earthy colour palette takes its cue from the existing natural context of the site, referencing the colours of fallen leaves among the surrounding evergreen vegetation. The colours bring a sense of warmth and intimacy to the grey-green forest surroundings. Wood elements are introduced through the soffits and decking for additional notes of warmth. Concrete pavers are proposed for the courtyard walkways and the scaled-down versions of the same pavers are used for the ground-floor patios to highlight the transition and gradation from public to private. The railings and trim frame the colours and living spaces with a darker tone to recede from the foreground to help highlight the colours of the cladding.

Roof
Soffit




Wood Planks

Fencing
Railing and Screen



Charcoal Aluminum Railing



Privacy Screen
50mm x 50mm/50mm x 100mm Wood Slats



Building Facade
Hardie Siding



Colour 01



Colour 02



Colour 03




Colour 04



Colour 05



Exterior Floor Surfaces
Walkways and Patios



Patio
0.15m x 0.15m Concrete Pavers



Exterior Stairs
Concrete



Courtyard Walkway
0.6m x 0.6m Concrete Pavers



Exterior Walkway at Grade
Wood Decking Boards